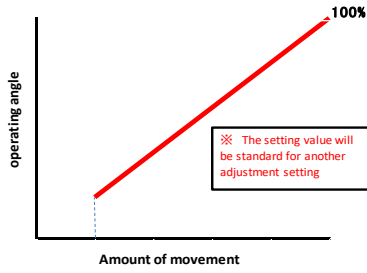


PGS Servo Functions Graph

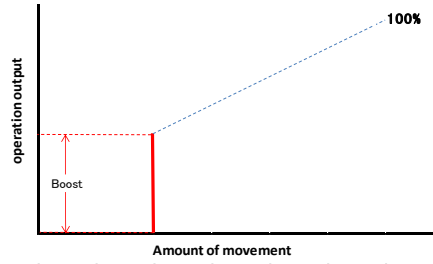
AUX 2
CODE 2

STRETC



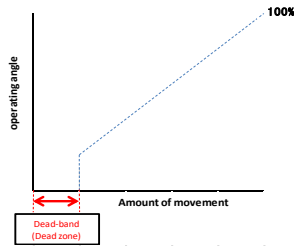
AUX 2
CODE 3

BOOST



AUX2
CODE 4

D-BAND

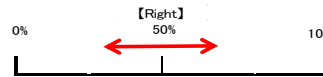


AUX2
CODE 5

Middle Range of Torque Adjustment

MV-MID

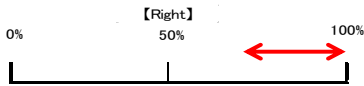
Ex. Steering
Right
※Left is also same



AUX2
CODE 6

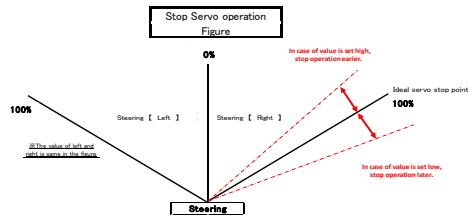
MV-END

Ex. Steering
Right
※Left is also same



AUX2
CODE 7

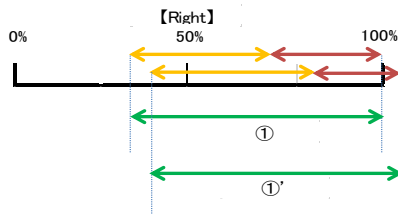
BRAKE



AUX2
CODE 8

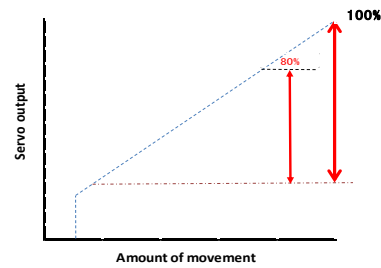
MV-HOLD

Ex. Steering
Right
※Left is also same



AUX2
CODE 10

MAX-PW



AUX2
CODE 9

Torque adjustment between initial and middle range, middle and end range.

MV-FRQ

Ex. Steering
Right
※Left is also same

