

# How to Copy Templates to MT-44

1. Download Template (*modelex.dat*) from Website.
2. Save Template (*modelex.dat*) to Micro SDHC Card (**Class 6**) by your computer.


In case of **using New Micro SD Card**,

- A) Creat MT-44 folder in Micro SDHC Card.
- B) Creat Model folder in MT-44 folder.
- C) Put modelex.dat in Model folder.

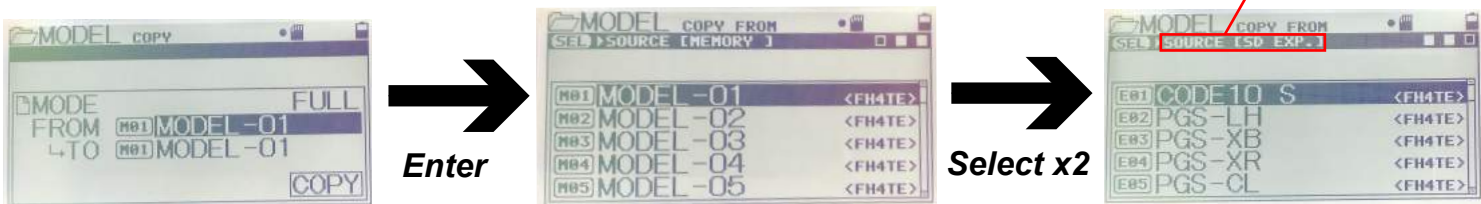
In case of **using Micro SD Card for MT-44 Model**,

- A) Put modelex.dat in Model folder.


3. Incert Micro SD Card to MT-44 and Turn on your MT-44.
4. Go to MODEL menu and choose MODEL COPY.



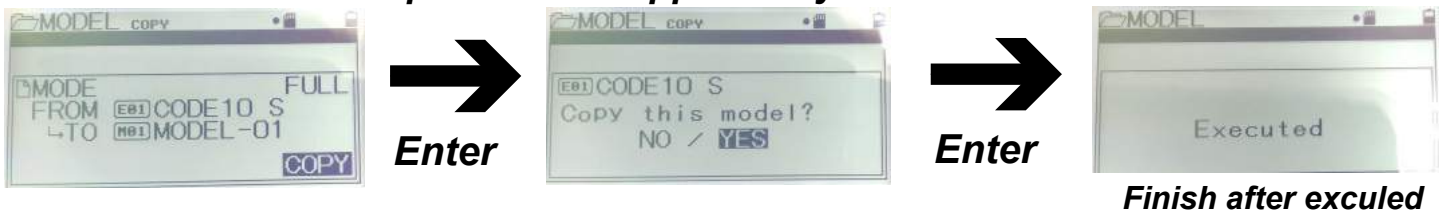
5. Select template wchich you want to copy. (FROM)



6. Select Model wchich you want to apply template. (TO)



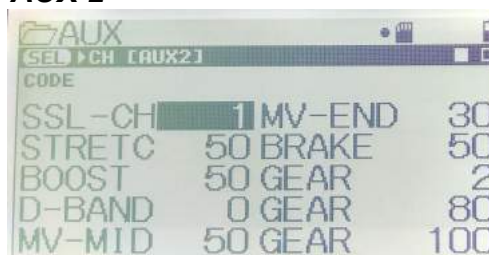
7. Enter COPY and Template will be applied to your MT-44



## AUX 1



## AUX 2



※After completed to copy template (CODE 10 S)